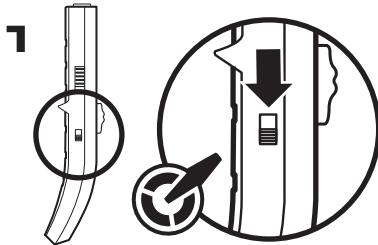
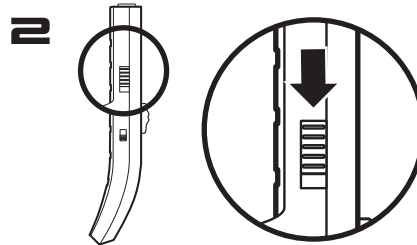



SYNCING CONTROLLER AND BOARD



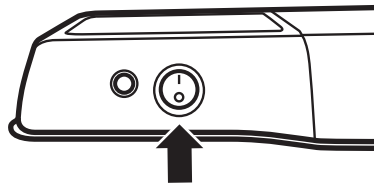
Put into 'turtle' mode




Put into 'ECO' mode.



Put 'BLUETOOTH' switch to motor side

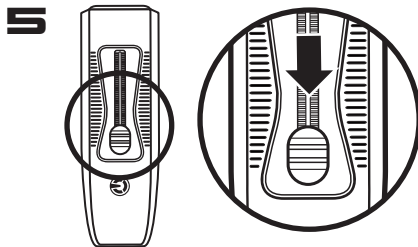


Power on. Should beep two times

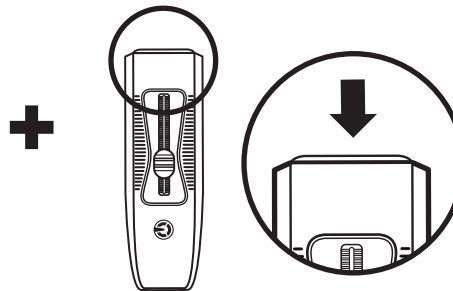


Immediately after ON, move 'BLUETOOTH' switch to the left and back to the right

the battery status indicator should go from flashing fast to flashing more slowly.



Slide down to brake, and hold.
At the same time, press and release the start button.



After 7 seconds, the controller will show 8 green flashes, followed by blue flashes. At this point release the throttle / brake.

- 1 Yellow flash ECU is OVERHEATED
- 2 Yellow flash BATTERY OVERHEATED
- 3 Yellow flash board OVERLOADED
- 4 Yellow flash MOTOR MALFUNCTION

Purple flash is timeout connection